

Format of holding of specified securities

1. Name of Listed Entity: RITA FINANCE AND LEASING LTD. (Formerly Known as Rita Holdings Limited)
2. Scrip Code/Name of Scrip/Class of Security RFL/EQUITY
3. Share Holding Pattern Filed under: Reg. 31(1)(a)/Reg. 31(1)(b)/Reg.31(1)(c)
 a. If under 31(1)(b) then indicate the report for Quarter ending 31/12/2017
 b. If under 31(1)(c) then indicate date of allotment/extinguishment
4. **Declaration:** The Listed entity is required to submit the following declaration to the extent of submission of information:-

	Particulars	Yes*	No*
1.	Whether the Listed Entity has issued any partly paid up shares?		No
2.	Whether the Listed Entity has issued any Convertible Securities or Warrants?		No
3.	Whether the Listed Entity has any shares against which depository receipts are issued?		No
4.	Whether the Listed Entity has any shares in locked-in?		No
5.	Whether any shares held by promoters are pledge or otherwise encumbered?		No

** If the Listed Entity selects the option 'No' for the questions above, the columns for the partly paid up shares, Outstanding Convertible Securities/Warrants, depository receipts, locked-in shares, No of shares pledged or otherwise encumbered by promoters, as applicable, shall not be displayed at the time of dissemination on the Stock Exchange website. Also wherever there is 'No' declared by Listed Entity in above table the values will be considered as 'Zero' by default on submission of the format of holding of specified securities.*

5. The tabular format for disclosure of holding of specified securities is as follows:-



Table I - Summary Statement holding of specified securities

Category	Category of shareholder	Nos. of shareholders	No. of fully paid up equity shares held	No. of Partly paid-up equity shares held	No. of shares underlying Depository Receipts	Total nos. shares held	Shareholding as a % of total no. of shares (calculated as per SCRR, 1957) As a % of (A+B+C2)	Number of Voting Rights held in each class of securities				No. of Shares Underlying Outstanding convertible securities (including Warrants)	Shareholding, as a % assuming full conversion of convertible securities (as a percentage of diluted share capital) As a % of (A+B+C2)	Number of Locked in shares		Number of Shares pledged or		Number of equity shares held in dematerialized form
								No of Voting Rights			Total as a % of (A+B+C)			No. (a)	As a % of total Shares held (b)	No. (a)	As a % of total Shares held (b)	
								Class:Equity	Class:Preference	Total								
(I)	(II)	(III)	(IV)	(V)	(VI)	(VII)=(IV)+(V)+(VI)	(VIII)	(IX)				(X)	(XI)=(VII)+(X)	(XII)		(XIII)		(XIV)
(A)	Promoter & Promoter Group	6*	1796951*	0	0	1796951	64.18	1796951	0	1796951	64.18	0	64.18	0#	0	0	0	0#
(B)	Public	335	1003049	0	0	1003049	35.82	1003049	0	1003049	35.82	0	35.82	0	0	0	0	900000
(C)	Non Promoter- Non Public																	
(C1)	Shares underlying DRs	0	0	0	0	0	0	0	0	0	0	0	0	0	0	0	0	0
(C2)	Shares held by Employee Trusts	0	0	0	0	0	0	0	0	0	0	0	0	0	0	0	0	0
	Total	341	2800000	0	0	2800000	100	2800000	0	2800000	100	0	100	0	0	0	0	900000

Board of Directors of the Company at their meeting held on December 11, 2017 has allotted 17,00,000 Equity Shares on preferential basis. Such shares will be credited in the DP Account of Allottees and will be locked in as per regulatory requirements. However, corporate action w.r.t allotment is pending.


* Board of Directors in their board Meeting held on December 11, 2017 has inducted new Promoter Mr. Pawan Kumar Mittal and Mrs. Kiran Mittal in the Promoter Group of the Company.

* Post the induction of new promoters, erstwhile promoter group is required to be reclassified as Public Shareholders Except Shree Worstex Limited one of the entities under the Erstwhile Promoter Group of the Company as Mr. Pawan Kumar Mittal and Mrs. Kiran Mittal have also acquired substantial shareholding and management control in terms of SEBI (Substantial Acquisition of Shares and Takeovers) Regulations, 2011



Table II - Statement showing shareholding pattern of the Promoter and Promoter Group

	Category & Name of the Shareholders	PAN	No. of shareholder	No. of fully paid up equity shares held	Partly paid-up equity shares held	Nos. of shares underlying Depository Receipts	Total nos. shares held	Shareholding % calculated as per SCRR, 1957 As a % of (A+B+C2)	Number of Voting Rights held in each class of securities				No. of Shares Underlying Outstanding convertible securities (including Warrants)	Shareholding, as a % assuming full conversion of convertible securities (as a percentage of diluted share capital) as a % of A+B+C2	Number of Locked in shares		Number of Shares pledged or otherwise encumbered		Number of equity shares held in dematerialized form
									No of Voting Rights			Total as a % of Total Voting rights			No. (a)	As a % of total Shares held (b)	No. (a)	As a % of total shares held (b)	
									Class X	Class Y	Total								
	(I)	(II)	(III)	(IV)	(V)	(VI)	(VII)=(IV)+(V)+(VI)	(VIII)	(IX)				(X)	(XI)=(VII)+(X)	(XII)		(XIII)		(XIV)
1	Indian																		
(a)	Individual/Hindu Undevided Family		3	1700100	0	0	1700100	60.72	1700100	0	1700100	60.72	0	60.72	0	0.00	0	0.00	0
	KIRAN MITTAL		1	850000	0	0	850000	30.36	850000	0	850000	30.36	0	30.36	0	0.00	0	0.00	0
	PAWAN KUMAR MITTAL		1	850000	0	0	850000	30.36	850000	0	850000	30.36	0	30.36	0	0.00	0	0.00	0
	PRADEEP ANAND		1	100	0	0	100	0	100	0	100	0	0	0.00	0	0.00	0	0.00	0
(b)	Central Government/State Government(s)		0	0	0	0	0	0	0	0	0	0	0	0.00	0	0.00	0	0.00	0
(c)	Financial Institutions/Banks		0	0	0	0	0	0	0	0	0	0	0	0.00	0	0.00	0	0.00	0
(d)	Any Other (Specity)		3	96851	0	0	96851	3.46	96851	0	96851	3.46	0	3.46	0	0.00	0	0.00	0




	KOSHISH INVESTMENT & FINANCE PVT LTD		1	36400	0	0	36400	1.3	36400	0	36400	1.3	0	1.30	0	0.00	0	0.00	0
	JYOTI CONSTRUCTION CO NEW DELHI PVT LTD		1	31450	0	0	31450	1.12	31450	0	31450	1.12	0	1.12	0	0.00	0	0.00	0
	SHREE WORSTEX LTD		1	29001	0	0	29001	1.04	29001	0	29001	1.04	0	1.04	0	0.00	0	0.00	0
	Sub Total (A)(1)		6	1796951	0	0	1796951.00	64.18	0.00	0.00	0.00	0.00	0.00	64.18	0.00	0.00	0.00	0.00	0.00
2	Foreign																		
(a)	Individual/Non Resident Individual/Foreing Individual		0	0	0	0	0	0	0	0	0	0	0	0.00	0	0.00	0	0.00	0
(b)	Government		0	0	0	0	0	0	0	0	0	0	0	0.00	0	0.00	0	0.00	0
(c)	Institutions		0	0	0	0	0	0	0	0	0	0	0	0.00	0	0.00	0	0.00	0
(d)	Foreign Portfolio Investor		0	0	0	0	0	0	0	0	0	0	0	0.00	0	0.00	0	0.00	0
(e)	Any Other (Specity)		0	0	0	0	0	0	0	0	0	0	0	0.00	0	0.00	0	0.00	0
	Sub Total (A)(2)		0	0	0	0	0	0	0	0	0	0	0	0	0	0	0	0	0
	Total Shareholding of Promoter and Promoter Group (A)= (A)(1)+(A)(2)		6	1796951	0	0	1796951	64.18	1796951	0	1796951	64.18	0	64.18	0	0	0	0	0

Will be reclassify as Public Shareholders subject to the regulatory compliances .




Table III - Statement showing shareholding pattern of the Public shareholder

	Category & Name of the Shareholders	PAN	Nos. of shareholder	No. of fully paid up equity shares held	Partly paid-up equity shares held	Nos. of shares underlying Depository Receipts	Total nos. shares held	Shareholding % calculate d as per SCRR, 1957 As a % of (A+B+C2)	Number of Voting Rights held in each class of securities			No. of Shares Underlyi ng Outstanding convertible securities (includi ng Warrants)	Total shareholdi ng, as a % assuming full conversio n of convertibl e securities (as a percentag e of diluted share capital)	Number of Locked In shares		Number of Shares pledged or otherwise		Number of equity shares held in dematerializ ed form	
									No of Voting Rights					Total as a % of Total Voting rights	No. (a)	As a % of total Shares held (b)	No. (Not applic able) (a)		As a % of total shares held (Not applic able) (b)
									Class X	Class Y	Total								
	(I)	(II)	(III)	(IV)	(V)	(VI)	(VII)=(IV)+(V)+(VI)	(VIII)	(IX)			(X)	(XI)=(VII)+(X)	(XII)		(XIII)		(XIV)	
1	Institutions																		
(a)	Mutual Fund		0	0	0	0	0	0	0	0	0.00	0	0	0	0.00	0	0.00	0	0
(b)	Venture Capital Funds		0	0	0	0	0	0	0	0	0.00	0	0	0	0.00	0	0.00	0	0
(c)	Alternate Investment Funds		0	0	0	0	0	0	0	0	0.00	0	0	0	0.00	0	0.00	0	0
(d)	Foreign Venture Capital Investor)		0	0	0	0	0	0	0	0	0.00	0	0	0	0.00	0	0.00	0	0
(e)	Foreign Portfolio Investors		0	0	0	0	0	0	0	0	0.00	0	0	0	0.00	0	0.00	0	0
(f)	Financial Institutions/Banks		0	0	0	0	0	0	0	0	0.00	0	0	0	0.00	0	0.00	0	0
(g)	Insurance Companies		0	0	0	0	0	0	0	0	0.00	0	0	0	0.00	0	0.00	0	0
(h)	Providend Fund/Pensions Funds)		0	0	0	0	0	0	0	0	0.00	0	0	0	0.00	0	0.00	0	0
(i)	Any Other Specify		0	0	0	0	0	0	0	0	0.00	0	0	0	0.00	0	0.00	0	0
	Sub Total (B)(1)		0	0	0	0	0	0	0	0	0	0.00	0.00	0.00	0.00	0.00	0.00	0.00	0.00
2	Central Government/State Government/President of India		0	0	0	0	0	0	0	0	0.00	0	0	0	0.00	0	0.00	0	0



	Sub Total (B)(2)		0	0	0	0	0	0	0	0	0	0	0.00	0.00	0.00	0.00	0.00	0.00	0.00
3	Non-Institutions																		
(a)	1. Individual Shareholders holding Nominal Share Capital Up to 2 Lacs		319	29249	0	0	29249	1.04	29249	0	29249	1.04	1.04	1.04	0	0.00	0	0.00	0
	2. Individual Shareholders holding Nominal Share Capital Above 2 Lacs		10	700000	0	0	700000	25	700000	0	700000	25	0	25	0	0.00	0	0.00	700000
	REKHA GARG			100000	0	0	100000	3.57	100000	0	100000	3.57	0	3.57	0	0.00	0	0.00	100000
	AGGARWAL ANSHUL			100000	0	0	100000	3.57	100000	0	100000	3.57	0	3.57	0	0.00	0	0.00	100000
	SUNITA .			100000	0	0	100000	3.57	100000	0	100000	3.57	0	3.57	0	0.00	0	0.00	100000
	LALITA MITTAL			100000	0	0	100000	3.57	100000	0	100000	3.57	0	3.57	0	0.00	0	0.00	100000
	ASHISH GOYAL			50000	0	0	50000	1.79	50000	0	50000	1.79	0	1.79	0	0.00	0	0.00	50000
	SHIVANI AGARWAL			50000	0	0	50000	1.79	50000	0	50000	1.79	0	1.79	0	0.00	0	0.00	50000
	NIKHAT ASLAM			50000	0	0	50000	1.79	50000	0	50000	1.79	0	1.79	0	0.00	0	0.00	50000
	VINITA GUPTA			50000	0	0	50000	1.79	50000	0	50000	1.79	0	1.79	0	0.00	0	0.00	50000
	MOHD ASLAM BAQUI			50000	0	0	50000	1.79	50000	0	50000	1.79	0	1.79	0	0.00	0	0.00	50000
	PRADEEP KUMAR GOYAL			50000	0	0	50000	1.79	50000	0	50000	1.79	0	1.79	0	0.00	0	0.00	50000
(b)	NBFCs Registered with RBI			0	0	0	0	0	0	0	0	0.00	0	0	0	0.00	0	0.00	0
(c)	Employee Trusts			0	0	0	0	0	0	0	0	0.00	0	0	0	0.00	0	0.00	0
(d)	Overseas Depositories (Holding DRs) (Balancing Figure)			0	0	0	0	0	0	0	0	0.00	0	0	0	0.00	0	0.00	0
(e)	Any other (Specity)																		
(e 1)	Bodies Corporate		3	73800	0	0	73800	2.64	73800	0	73800	2.64	0	2.64	0	0.00	0	0.00	0
	ATAM IMPEX ENTERPRISES PVT LTD		0	38250	0	0	38250	1.37	38250	0	38250	1.37	0	1.37	0	0.00	0	0.00	0
	TRIPTA IMPEX ENTERPRISES PVT LTD		0	35500	0	0	35500	1.27	35500	0	35500	1.27	0	1.27	0	0.00	0	0.00	0
(e 2)	Non Resident Indians		0	0	0	0	0	0	0	0	0	0.00	0	0	0	0.00	0	0.00	0
(e 3)	Resident Indian Huf		3	200000	0	0	200000	7.14	0	0	0	0.00	0	7.14	0	0.00	0	0.00	200000
	GIRDHARI LAL MANGAL HUF			100000	0	0	100000	3.57	100000	0	100000	3.57	0	3.57	0	0.00	0	0.00	100000



	SANDEEP KUMAR GOEL			50000	0	0	50000	1.79	50000	0	50000	1.79	0	1.79	0	0.00	0	0.00	50000
	D N GOEL			50000	0	0	50000	1.79	50000	0	50000	1.79	0	1.79	0	0.00	0	0.00	50000
(e 4)	Trusts		0	0	0	0	0	0	0	0	0	0.00	0	0	0	0.00	0	0.00	0
(e 5)	Clearing Members/House		0	0	0	0	0	0	0	0	0	0.00	0	0	0	0.00	0	0.00	0
(e 6)	Others		0	0	0	0	0	0	0	0	0	0.00	0	0	0	0.00	0	0.00	0
	Sub Total (B)(3)		335	1003049	0	0	1003049	35.82	0	0	0	0	0.00	35.82	0.00	0.00	0.00	0.00	900000.00
	Total Public Shareholding (B)= (B)(1)+(B)(2) + B (3)		335	1003049	0	0	1003049	35.82	0	0	0	0	0.00	35.82	0.00	0.00	0.00	0.00	900000.00



Table IV - Statement showing shareholding pattern of the Non Promoter- Non Public shareholder

	Category & Name of the Shareholders	PAN	No. of shareholder	No. of fully paid up equity shares held	Partly paid-up equity shares held	Nos. of shares underlying Depository Receipts	Total no. shares held	Shareholding % calculated as per SCRR, 1957 As a % of (A+B+C2)	Number of Voting Rights held in each class of securities			No. of Shares Underlying Outstanding convertible securities (including Warrants)	Total shareholding, as a % assuming full conversion of convertible securities	Number of Locked in shares		Number of Shares pledged or		Number of equity shares held in dematerialized form (Not Applicable)	
									No of Voting Rights		Total as a % of Total Voting rights			No.	As a % of total Shares	No. (Not applicable)	As a % of total shares held		
									Class X	Class Y									Total
	(I)	(II)	(III)	(IV)	(V)	(VI)	(VII)=(IV)+(V)+(VI)	(VIII)	(IX)			(X)	(XI)=(VII)+(X)	(XII)		(XIII)		(XIV)	
1	Custodian/DR																		
(a)	Name of DR Holder (if Available)		0	0	0	0	0	0	0	0	0	0.00	0	0	0	0.00	0	0.00	0
2	Employees Benefit Trust (Under SEBI (Share Based Employee Benefit Regulation 2014)																		
(a)	Name of DR Holder (if Available)		0	0	0	0	0	0	0	0	0	0.00	0	0	0	0.00	0	0.00	0
	Total Non Promoter Non Public Shareholding (C)= (C)(1)+(C)(2)		0	0	0	0	0	0	0	0	0	0.00	0	0	0	0.00	0	0.00	0

